

# Tri-Boro Bin Divider Units

## GENERAL FEATURES AND BENEFITS

- Three Heights: 39", 75" and 87"
- Three Depths: 12", 18" and 24"
- Clip Type or Nut & Bolt Type Available
- Label Holders and Bin Fronts Optional
- 20 and 18 Gauge Shelves Available
- Assembly Services Available



## TRI-BORO BIN DIVIDER UNITS BUILT TO LAST, DESIGNED TO BE USED.

When you need durable, convenient storage for small parts or supplies do what so many other facilities have done. These storage centers are found everywhere... service areas, parts departments, tool rooms, shipping rooms, warehouses, and assembly areas. The units provide easy and free access to all components and allow quick visual inspection of their contents.

Sturdy 20 gauge perforated flange shelves are reinforced by dividers that feature safety hemmed edges to avoid injury during retrieval of the bin contents. Rugged 14 gauge upright posts, punched on 1" centers, support a heavy load of small parts. The dividers can be moved, added to or removed at any time to accommodate changing storage needs.

Closed back and side panels keep the contents where they belong... on the shelf.

They provide additional rigidity, durability and security to the bin units. Bin divider modules can be used individually or in continuous configurations. Select from popular standard styles and sizes or have Tri-Boro custom design units to meet your very specific needs.

- **Bin divider units feature base plates to create a finished look, and prevent small items, litter and debris from collecting underneath the unit.**
- **Units shipped K.D. to save freight... assemble easily and quickly with Shelf Clips and Divider Clips. (Comes complete with all components ready for assembly.)**



Assembly Available

# 39" High Bin Divider Units

## Ideal for bench or table top applications



Tri-Boro Bin Divider Units are manufactured in a wide range of sizes. The shelf is a perforated flange type shelf with each side having a triple bend for added strength. The bin divider units are available in 12", 18" or 24" depths, in 1" O.C.



Units are available in clip or nut and bolt type.

All Tri-Boro steel components receive a rust resistant phosphatized cleaning for better paint adhesion and durability. A custom, quality blended powder coat paint is applied "Electro-Statically" and then baked on in a continuous curing oven for lasting durability and outstanding appearance.



Gray (standard)



Blue




Red




Sky White




Putty



Mist Gray



Black



Pearl White



Sand



**C.16 Bin Shelf Unit - All Bins Are 9" x 9"**

Catalog No.	Height	Size D x W	Weight (lbs.)
BD39A16	39"	12" x 36"	74.0
BD39B16	39"	18" X 36"	96.0
BD39C16	39"	24" X 36"	120.0



**A. 6 Bin Shelf Unit - All Bins Are 18" x 12"**

Catalog No.	Height	Size D x W	Weight (lbs.)
BD39A6	39"	12" x 36"	59.0
BD39B6	39"	18" X 36"	73.0
BD39C6	39"	24" X 36"	88.0



**D. 24 Bin Shelf Unit - All Bins Are 9" x 6"**

Catalog No.	Height	Size D x W	Weight (lbs.)
BD39A24	39"	12" x 36"	89.0
BD39B24	39"	18" X 36"	113.0
BD39C24	39"	24" X 36"	141.0



**B. 9 Bin Shelf Unit - All Bins Are 12" x 12"**

Catalog No.	Height	Size D x W	Weight (lbs.)
BD39A9	39"	12" x 36"	63.0
BD39B9	39"	18" X 36"	80.0
BD39C9	39"	24" X 36"	97.0



**E. 36 Bin Shelf Unit - All Bins Are 6" x 6"**


Catalog No.	Height	Size D x W	Weight (lbs.)
BD39A36	39"	12" x 36"	100.0
BD39B36	39"	18" X 36"	131.0
BD39C36	39"	24" X 36"	167.0

# 75" High Bin Divider Units

Where ceiling height and overhead lighting is a factor



**F. 12 Bin Shelf Unit - All Bins Are 18" x 12"**



**H. 32 Bin Shelf Unit - All Bins Are 9" x 9"**

Catalog No.	Height	Size D x W	Weight (lbs.)
BD75A12	75"	12" x 36"	108.0
BD75B12	75"	18" X 36"	133.0
BD75C12	75"	24" X 36"	161.0

Catalog No.	Height	Size D x W	Weight (lbs.)
BD75A32	75"	12" x 36"	151.0
BD75B32	75"	18" X 36"	194.0
BD75C32	75"	24" X 36"	245.0



**G. 18 Bin Shelf Unit - All Bins Are 12" x 12"**



**I. 72 Bin Shelf Unit - All Bins Are 6" x 6"**

Catalog No.	Height	Size D x W	Weight (lbs.)
BD75A18	75"	12" x 36"	115.0
BD75B18	75"	18" X 36"	143.0
BD75C18	75"	24" X 36"	178.0

Catalog No.	Height	Size D x W	Weight (lbs.)
BD75A72	75"	12" x 36"	193.0
BD75B72	75"	18" X 36"	251.0
BD75C72	75"	24" X 36"	311.0

# 87" High Bin Divider Units

For large capacity in limited floor space



**J. 14 Bin Shelf Unit -  
All Bins Are 18" x 12"**



**L. 17 Bin Shelf Unit -  
4 Bins 9" x 12",  
6 Bins 18" x 12",  
6 Bins 12" x 12",  
1 Bin 36" x 12"**

Catalog No.	Height	Size D x W	Weight (lbs.)
BD87A14	87"	12" x 36"	121.0
BD87B14	87"	18" X 36"	154.0
BD87C14	87"	24" X 36"	181.0

Catalog No.	Height	Size D x W	Weight (lbs.)
BD87A17	87"	12" x 36"	126.0
BD87B17	87"	18" X 36"	163.0
BD87C17	87"	24" X 36"	191.0



**K. 16 Bin Shelf Unit -  
6 Bins 9" x 12",  
5 Bins 18" X 12",  
4 Bins 18" X 9",  
1 Bin 36" X 18"**




**M. 21 Bin Shelf Unit -  
All Bins Are 12" x 12"**

Catalog No.	Height	Size D x W	Weight (lbs.)
BD87A16	87"	12" x 36"	124.0
BD87B16	87"	18" X 36"	157.0
BD87C16	87"	24" X 36"	185.0

Catalog No.	Height	Size D x W	Weight (lbs.)
BD87A21	87"	12" x 36"	137.0
BD87B21	87"	18" X 36"	170.0
BD87C21	87"	24" X 36"	206.0

# 87" High Bin Divider Units Continued




**N. 29 Bin Shelf Unit -  
18 Bins 6" x 6",  
4 Bins 18" x 9",  
4 Bins 9" x 12",  
3 Bins 36" x 12"**




**P. 35 Bin Shelf Unit -  
32 Bins 9" x 9",  
3 Bins 12" x 12"**

Catalog No.	Height	Size D x W	Weight (lbs.)
BD87A29	87"	12" x 36"	147.0
BD87B29	87"	18" X 36"	187.0
BD87C29	87"	24" X 36"	222.0

Catalog No.	Height	Size D x W	Weight (lbs.)
BD87A35	87"	12" x 36"	153.0
BD87B35	87"	18" X 36"	194.0
BD87C35	87"	24" X 36"	235.0



**O. 34 Bin Shelf Unit -  
6 Bins Are 12" x 12",  
4 Bins 18" x 9",  
24 Bins 6" x 6",  
18 Drawer Boxes 5-1/2" Wide**



**Q. 36 Bin Shelf Unit -  
4 Bins 9" x 12",  
32 Bins 9" x 9"**

Catalog No.	Height	Size D x W	Weight (lbs.)
BD87A34	87"	12" x 36"	169.0
BD87B34	87"	18" X 36"	210.0
BD87C34	87"	24" X 36"	260.0


Catalog No.	Height	Size D x W	Weight (lbs.)
BD87A36	87"	12" x 36"	160.0
BD87B36	87"	18" X 36"	209.0
BD87C36	87"	24" X 36"	258.0



# 87" High Bin Divider Units Continued



Assembly Available




**R. 37 Bin Shelf Unit -  
24 Bins 9" x 6",  
9 Bins 12" x 12",  
4 Bins 9" x 12"**




**T. 45 Bin Shelf Unit -  
24 Bins 6" x 6",  
12 Bins 9" x 9",  
6 Bins 12" x 12",  
3 Bins 12" x 9"**

Catalog No.	Height	Size D x W	Weight (lbs.)
BD87A37	87"	12" x 36"	162.0
BD87B37	87"	18" X 36"	212.0
BD87C37	87"	24" X 36"	251.0

Catalog No.	Height	Size D x W	Weight (lbs.)
BD87A45	87"	12" x 36"	171.0
BD87B45	87"	18" X 36"	221.0
BD87C45	87"	24" X 36"	265.0



**S. 38 Bin Shelf Unit -  
12 Bins 6" x 6",  
6 Bins 6" x 9",  
14 Bins 9" x 9",  
4 Bins 9" x 12",  
1 Bin 18" x 9",  
1 Bin 36" x 15"**




**U. 54 Bin Shelf Unit -  
48 Bins 6" x 9",  
6 Bins 6" x 12"**


Catalog No.	Height	Size D x W	Weight (lbs.)
BD87A38	87"	12" x 36"	103.0
BD87B38	87"	18" X 36"	201.0
BD87C38	87"	24" X 36"	241.0

Catalog No.	Height	Size D x W	Weight (lbs.)
BD87A54	87"	12" x 36"	179.0
BD87B54	87"	18" X 36"	242.0
BD87C54	87"	24" X 36"	304.0

# 87" High Bin Divider Units Continued



**V. 78 Bin Shelf Unit -  
66 Bins 6" x 6",  
12 Bins 9" x 9"**



**W. 117 Bin Shelf Unit -  
99 Bins 4" x 6",  
18 Bins 4" x 9"**

Catalog No.	Height	Size D x W	Weight (lbs.)
BD87A78	87"	12" x 36"	214.0
BD87B78	87"	18" X 36"	279.0
BD87C78	87"	24" X 36"	348.0

Catalog No.	Height	Size D x W	Weight (lbs.)
BD87A117	87"	12" x 36"	256.0
BD87B117	87"	18" X 36"	343.0
BD87C117	87"	24" X 36"	413.0

## Our Bin Divider Units Are Also Available In Custom Configurations

Although our broad range of stock products will provide solutions for nearly every bin application, there might be special instances where a little modification may make a substantial difference in day-to-day suitability.

We have the components necessary for many custom configurations. We also have a knowledgeable staff ready to assist you, our customer, in determining the best solution for your application.

Whether you need bin units or work benches you can depend on Tri-Boro for quality products, affordable pricing and fast turn-around times on any order.

## Shelf Drawer Units

If you're having problems storing small parts, then Tri-Boro has the solution. Our shelf drawer units allow for easy access to the smallest of parts. Each drawer may be sub-divided into compartments as small as 1". Drawers have built-in handles and label holders for ease of use. Unit is finished in gray. Nine other colors available for a small additional charge.



**16 DRAWER UNIT**  
Cabinet: 36"W x 27"H  
Drawers: 8-1/4"W x 4-5/8"H

Model Number	Depth	Wt.
SDU1612	12"	102
SDU1618	18"	130
SDU1624	24"	164

Dividers extra: MODEL NO. SBD 8



**24 DRAWER UNIT**  
Cabinet: 36"W x 39"H  
Drawers: 8-1/4"W x 4-5/8"H

Model Number	Depth	Wt.
SDU2412	12"	125
SDU2418	18"	178
SDU2424	24"	226

Dividers extra: MODEL NO. SBD 8



**36 DRAWER UNIT**  
Cabinet: 36"W x 39"H  
Drawers: 5-1/2"W x 4-5/8"H

Model Number	Depth	Wt.
SDU3612	12"	151
SDU3618	18"	197
SDU3624	24"	250

Dividers extra: MODEL NO. SBD 5



**36 DRAWER UNIT**  
Cabinet: 36"W x 75"H  
Drawers: 11"W x 4-5/8"H

Model Number	Depth	Wt.
SDU1480	12"	245
SDU1481	18"	320
SDU1482	24"	409

Dividers extra: MODEL NO. SBD 11



**48 DRAWER UNIT**  
Cabinet: 36"W x 75"H  
Drawers: 8-1/4"W x 4-5/8"H

Model Number	Depth	Wt.
SDU4812	12"	256
SDU4818	18"	335
SDU4824	24"	428

Dividers extra: MODEL NO. SBD 8



**60 DRAWER UNIT**  
Cabinet: 36"W x 75"H  
Upper Drawers: 5-1/2"W x 4-5/8"H  
Lower Drawers: 8-1/4"W x 4-5/8"H

Model Number	Depth	Wt.
SDU6012	12"	269
SDU6018	18"	354
SDU6024	24"	453

Dividers extra: MODEL NO. SBD 5  
MODEL NO. SBD 8



**72 DRAWER UNIT**  
Cabinet: 36"W x 75"H  
Upper Drawers: 5-1/2"W x 4-5/8"H

Model Number	Depth	Wt.
SDU7212	12"	283
SDU7218	18"	372
SDU7224	24"	477

Dividers extra: MODEL NO. SBD 5

**All Units  
Shipped  
Assembled**